

# mdf italia



© COPYRIGHT 2024 MDF ITALIA SRL SOCIETA' UNIPERSONALE

2016-2019

## TENSE MATERIAL STONE

Designed by Piergiorgio Cazzaniga, Michele Cazzaniga

"A smart beauty, resulting from a thought and a know-how capable of transmitting a deep emotion through a wise accentuation of the peculiarities of the materials used". Tense Material collection is available in 5 heights and 31 sizes, 170 typologies to meet different market needs, from residential to business spaces.

Raw materials' resistance and uniqueness.

A mix of natural and industrial materials give birth to TENSE MATERIAL made of STONE: its natural and smooth surface features irregular shades, typical of sedimentary stones.

The reconstructed stone finishes (white calce, black slate and the new pink and yellow onyx), obtained from mineral mixtures of marble and quartz, are applied by hand over the entire surface of the table, creating unique shades that are different for each table.

The material essence of the finishes is enhanced by the essentiality and linearity of Tense, characteristics that make this design icon perfect in any context and with any furnishing style.

Thanks to the possibility of equipping tables with the top-access, Tense Material in stone is also suitable for workplaces, adapting to any office style.

## FRAME AND TOPS

35x35 mm steel legs with internal structural tie-rod. The 35 mm thick tabletop is a load-bearing composite board built with an internal frame consisting of either aluminium profiles and polystyrene filler, except for the brass top which has an acrylic resin honeycomb filling covered with two outer layers of aluminium.



Top, edges and legs covered with the application of a thickness of about 1.5 mm of material. Finishes: pietra Serena, white Calce, black slate, pink onyx, yellow onyx, sage green and red brick.

## TOP-ACCESS



The tables are also available in the version equipped with 1 or 2 top-access and under top cable tray. The metal cable trays are telescopic (H7/H10 cm), to host various wiring systems, such multi-scoke boxes, etc. wiring systems and electrical parts are not included.

The top-access is made of aluminium (L350 D127 mm) and it's available in three versions: single lead with soft closing, double lead, optional, single lead with soft closing, with inlay in the same finish of the table. Available in: matt white lacquered for the tables in reconstructed stone white Calce, pink onyx and yellow. Matt black lacquered for the tables in all other versions.





Abacus

H110		high table bar/office	 H/D/L
H90		high table, high working table	
H73		dining table, working table	
H45		coffee table	
H35		low table	








D80

	
140	160








D90

			
180	200	220	240

D100

						
100	200	220	240	260	280	300

D120

						
120	240	260	280	300	360	400

D150

					
150	200	240	300	360	400




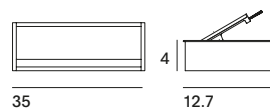
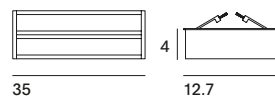
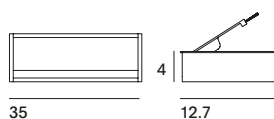
## Top-access



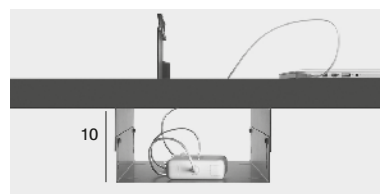
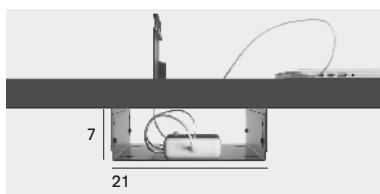
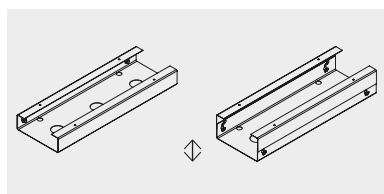
Single lead with soft closing (A version)

Double lead (B version).

Single lead with soft closing, with inlay matching with the finish of the table (C version). Price upcharge for top-access in the finish of the table for the items F042507/09/20/22/25.25.

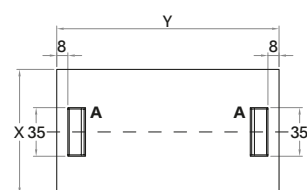


The metal cable trays are telescopic



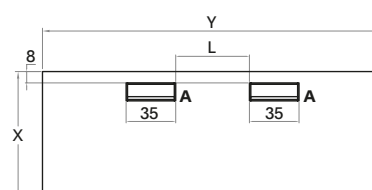
### Position of the top-access

With one or two lateral top-access.



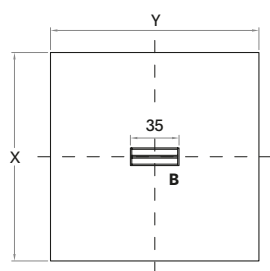
X cm	Y cm
90	160
90	180
90	200
90	220
100	200
100	220

With two front top-access.



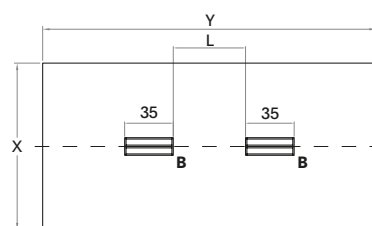
X cm	Y cm	L cm
90	240	52
100	240	52
100	260	64
100	280	84
100	300	104
120	240	52
120	260	64
120	280	84
120	300	104
120	360	164
120	400	116

With one central top-access.



X cm	Y cm
150	150
150	200
150	240

With two central top-access.

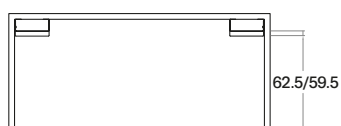
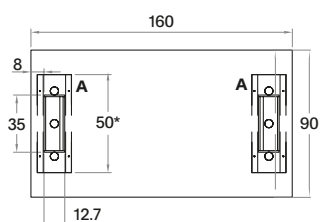


X cm	Y cm	L cm
120	240	52
120	260	64
120	280	84
120	300	104
120	360	164
120	400	116
150	300	104
150	360	164
150	400	116

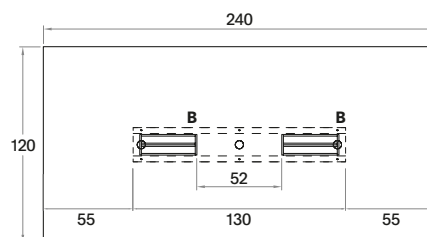
### Example of top-access and metal wireway position

With one or two lateral top-access.

\*L60 for tables greater than D90



With two front top-access.



# Finishing


The number in the dot corresponds to the number of colour/material finish.

Here below, in the section FINISH OPTIONS, please note all the colours of the materials used for this product.

## TABLE

---

### Top/Structure



Reconstructed stone

# Finish options

## TOP/STRUCTURE

---

### Reconstructed stone



Reconstructed  
stone white  
Calce X131



Reconstructed  
stone black  
slate X132



Reconstructed  
stone yellow  
onyx X133



Reconstructed  
stone pink  
onyx X134



Reconstructed  
stone Serena  
X084



Reconstructed  
stone brick  
red X160  
NEW!



Reconstructed  
stone sage  
green X161  
NEW!